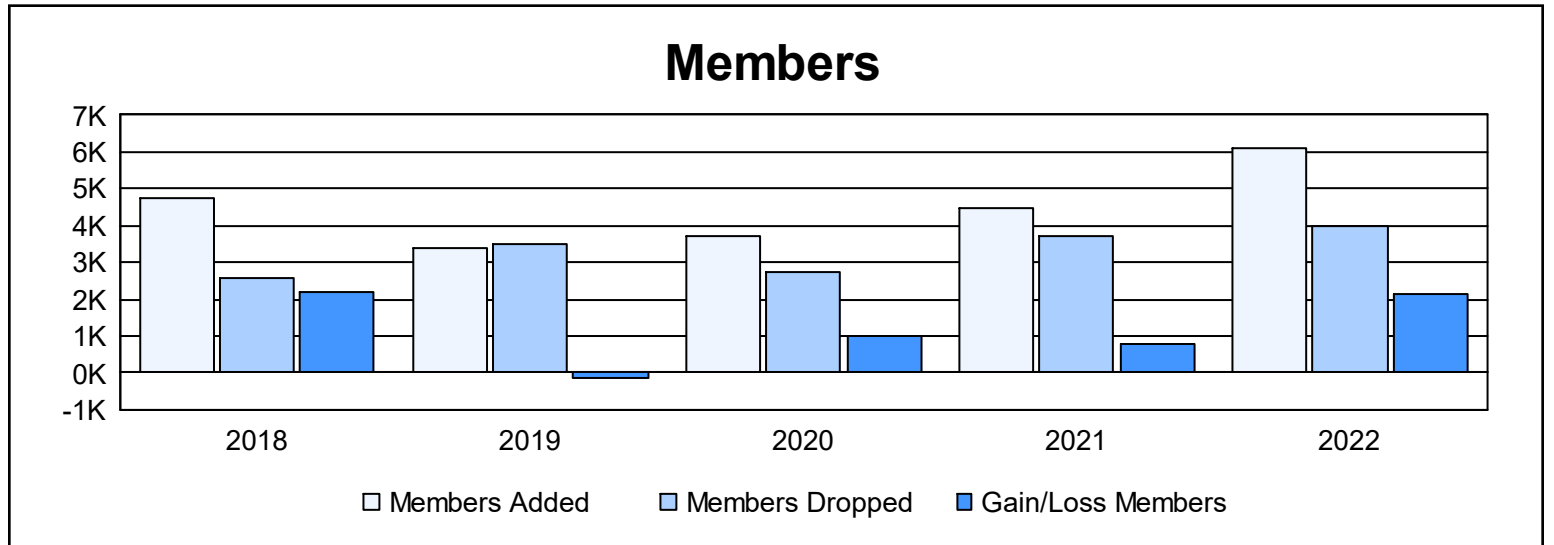
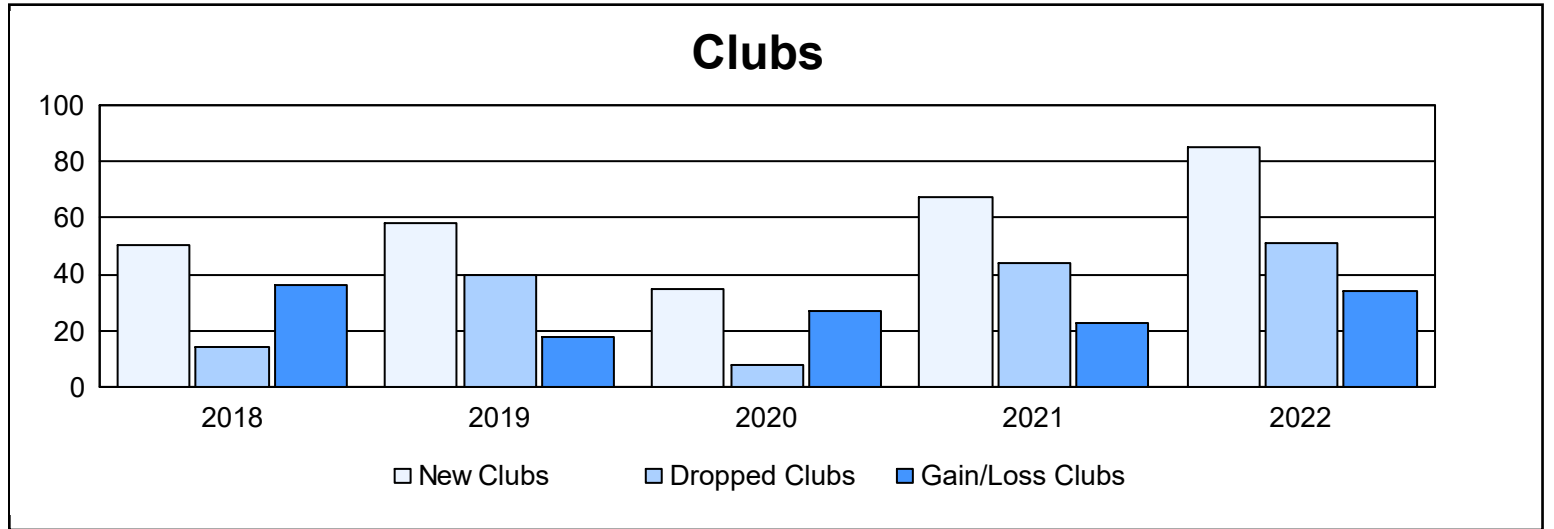
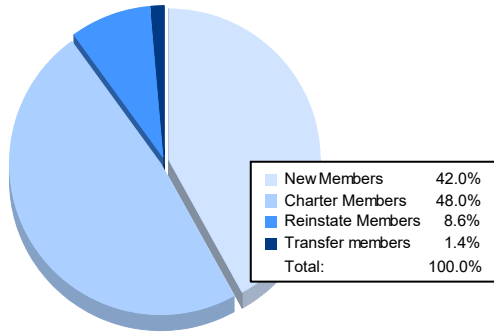


Year	New Clubs	Dropped Clubs	Gain/ Loss Clubs	New Members	Charter Members	Reinstate Members	Transfer Members	Total Member Added	Total Members Dropped	Gain/ Loss Members
2017-2018	50	14	36	2,851	1,686	179	44	4,760	2,555	2,205
2018-2019	58	40	18	1,642	1,540	175	22	3,379	3,520	-141
2019-2020	35	8	27	2,012	1,126	566	15	3,719	2,743	976
2020-2021	67	44	23	2,306	1,871	279	25	4,481	3,688	793
2021-2022	85	51	34	2,561	2,931	525	87	6,104	3,991	2,113
<b>Average</b>	<b>59</b>	<b>31</b>	<b>28</b>	<b>2,274</b>	<b>1,831</b>	<b>345</b>	<b>39</b>	<b>4,489</b>	<b>3,299</b>	<b>1,189</b>



### Membership Composition June 2022 Cumulative



### Gender Composition June 2022 Cumulative

